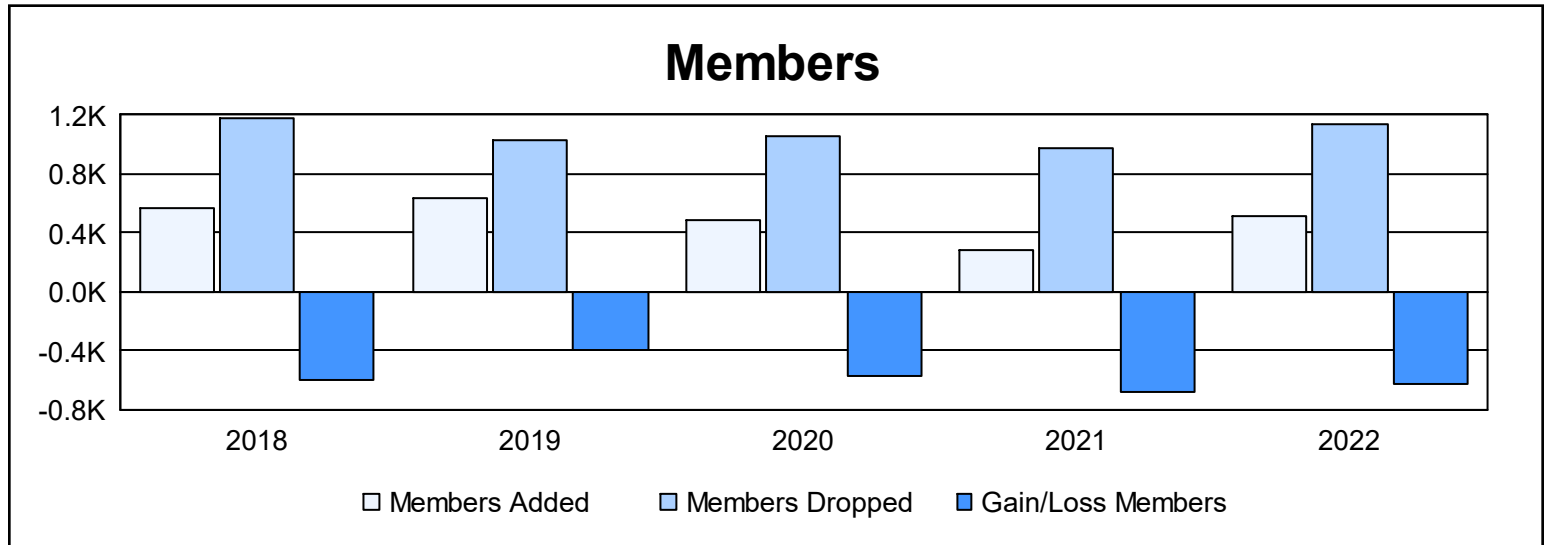
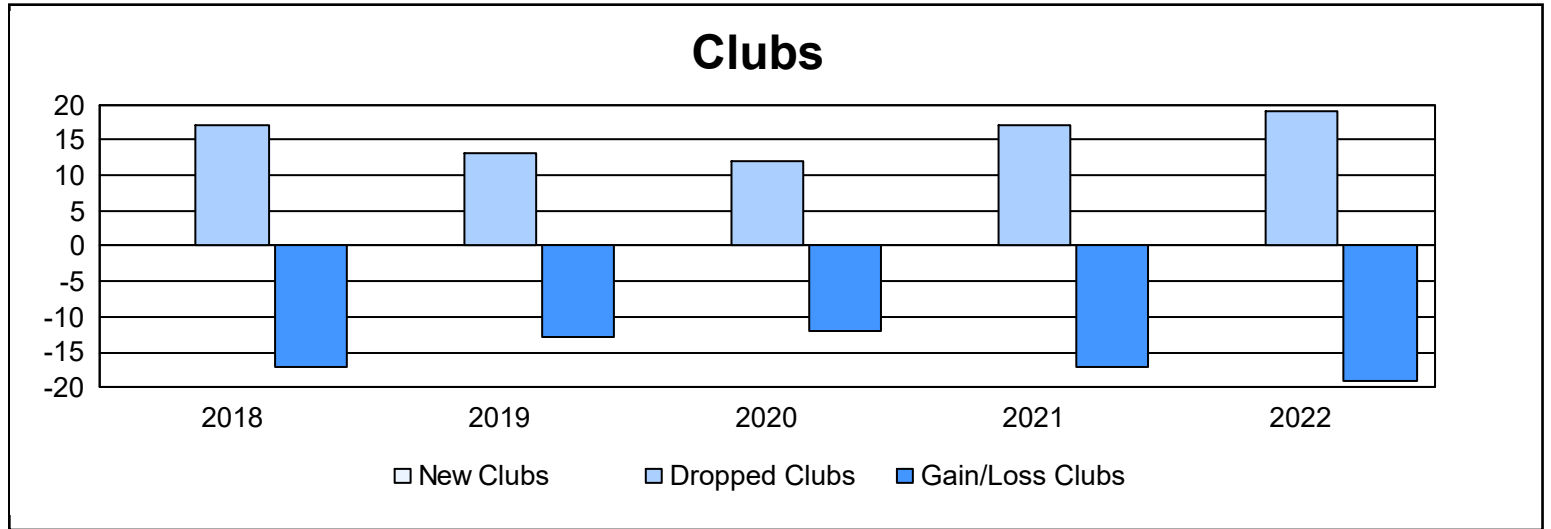


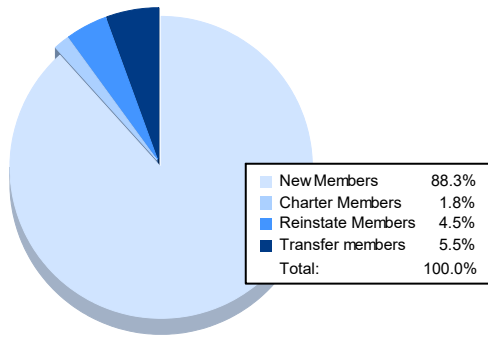
Multiple District 101

As of June 2022 Cumulative

| Year | New Clubs | Dropped Clubs | Gain/ Loss Clubs | New Members | Charter Members | Reinstate Members | Transfer Members | Total Member Added | Total Members Dropped | Gain/ Loss Members |
|----------------|-----------|---------------|------------------|-------------|-----------------|-------------------|------------------|--------------------|-----------------------|--------------------|
| 2017-2018 | 0 | 17 | -17 | 506 | 2 | 23 | 43 | 574 | 1,175 | -601 |
| 2018-2019 | 0 | 13 | -13 | 543 | 16 | 13 | 61 | 633 | 1,031 | -398 |
| 2019-2020 | 0 | 12 | -12 | 425 | 9 | 17 | 31 | 482 | 1,057 | -575 |
| 2020-2021 | 0 | 17 | -17 | 199 | 3 | 13 | 72 | 287 | 969 | -682 |
| 2021-2022 | 0 | 19 | -19 | 451 | 9 | 23 | 28 | 511 | 1,139 | -628 |
| Average | 0 | 16 | -16 | 425 | 8 | 18 | 47 | 497 | 1,074 | -577 |



Membership Composition June 2022 Cumulative



Gender Composition June 2022 Cumulative

